



ANALYSIS OF ALUMNI FEEDBACK ON CURRICULUM -2022-2023

QUESTIONNAIRE

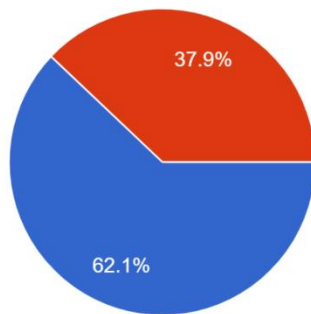
Directions: For each item please indicate your level of satisfaction with the following statement by choosing a score between 0 and 4. (4 – strongly agree, 3 - agree, 2 – not sure, 1 – disagree, 0 –strongly disagree)

Description	4	3	2	1	0
1. The Curriculum is well designed.					
2. Curriculum promotes learning experience.					
3. The curriculum is career oriented.					
4. The evaluation system is transparent.					
5. The course enhances ethical values.					
6. Course contains sufficient numbers of optional papers with CBCS.					
7. Curriculum helps in developing students personality.					
8. The outcome achieved from the course is excellent.					
9. The Courses included into the programmes are relevant for current technology and situation.					
10. The ambience of the college for the effective delivery of the academic programme is good.					
11. The transformation of myself after the completion of the course with reference to knowledge, skill value and attitude are excellent.					
12. Courses in different semesters are designed in such a way that students are able to cope with the work load.					

Any other Suggestions for the improvement of the teaching, learning and evaluation:

Gender

29 responses

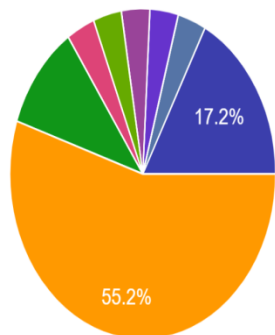


- Male
- Female
- Trans gender

Gender	Percentage
Male	62.1
Female	37.9
Trans Gender	0.0
Total	100

Department

29 responses



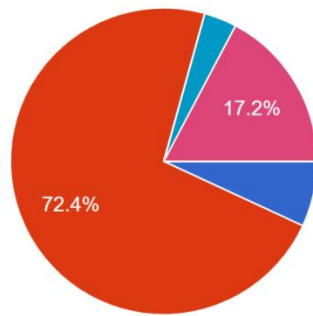
- BOTANY
- BUSINESS ADMINISTRATION
- CHEMISTRY
- INDUSTRIAL CHEMISTRY
- COMMERCE
- COMPUTER APPLICATIONS
- COMPUTER SCIENCE
- ECONOMICS

▲ 1/3 ▼

Department	Percentage
Botany	0.0
Busi Adm	0.0
Chemistry	55.2
Ind-Chemistry	10.3
Commerce	0.0
Comp App	0.0
Comp Sci	3.4
Economics	3.4
English	0.0
History	0.0
Maths	3.4
Micro Bio	0.0
Physics	0.0
Political Science	3.4
Psychology	0.0
Public Adm	0.0
Social Work	0.0
Statistics	0.0
Tamil	3.7
Vis Com	17.2
Zoology	0.0
Total	100

Degree Studied

29 responses



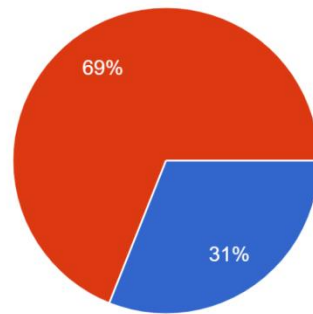
- B.A
- B.Sc
- B.COM
- BBA
- BCA
- M.A
- M.Sc
- M.COM

▲ 1/2 ▼

Degree	Percentage
B.A	6.9
B.Sc	72.4
B.Com	0.0
BBA	0.0
BCA	0.0
M.A	3.4
M.Sc	17.3
M.Com	0.0
M.S.W	0.0
M.Phil	0.0
Ph.D	0.0
Total	100

Medium

29 responses

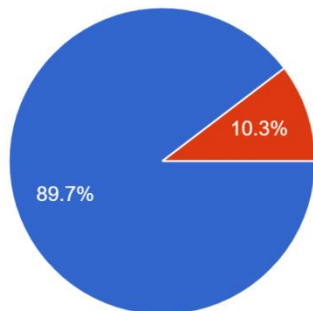


- Tamil medium
- English medium

Medium	Percentage
Tamil Medium	31.0
English Medium	69.0
Total	100

Shift

29 responses

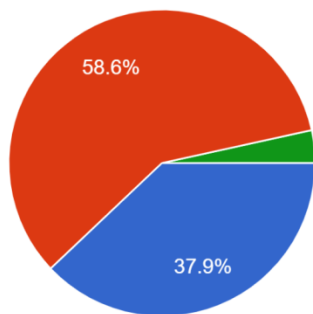


- Shift 1 / Regular
- Shift 2

Shift	Percentage
Shift I	89.7
Shift II	10.3
Total	100

1. The Curriculum is well designed.

29 responses

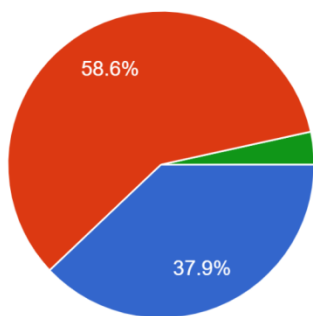


- Strongly Agree
- Agree
- Not sure
- Disagree
- Strongly Disagree

Description	Percentage
Strongly Agree	37.9
Agree	58.6
Not Sure	0.0
Disagree	3.5
Strongly Disagree	0.0
Total	100

2. Curriculum promotes learning experience.

29 responses

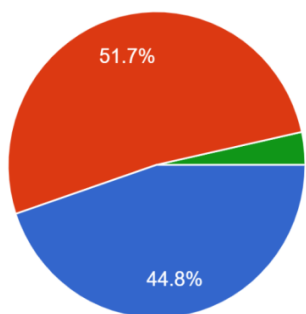


- Strongly Agree
- Agree
- Not sure
- Disagree
- Strongly Disagree

Description	Percentage
Strongly Agree	37.9
Agree	58.6
Not Sure	0.0
Disagree	3.5
Strongly Disagree	0.0
Total	100

3. The curriculum is career oriented.

29 responses

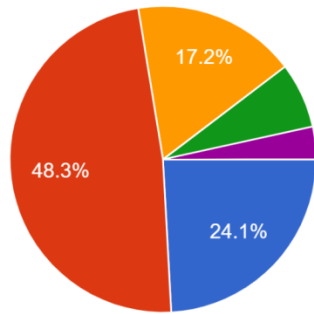


- Strongly Agree
- Agree
- Not sure
- Disagree
- Strongly Disagree

Description	Percentage
Strongly Agree	44.8
Agree	51.7
Not Sure	0.0
Disagree	3.5
Strongly Disagree	0.0
Total	100

4. The evaluation system is transparent.

29 responses

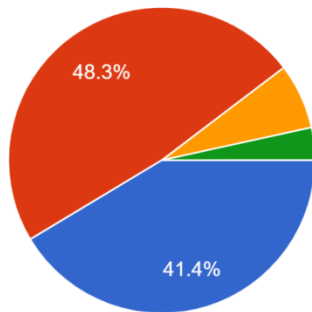


- Strongly Agree
- Agree
- Not sure
- Disagree
- Strongly Disagree

Description	Percentage
Strongly Agree	24.1
Agree	48.3
Not Sure	17.2
Disagree	6.9
Strongly Disagree	3.5
Total	100

5. The course enhances ethical values.

29 responses

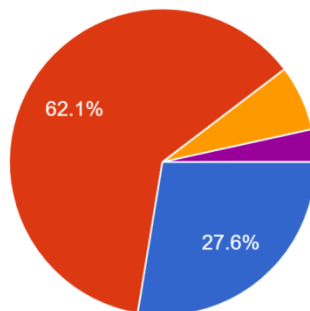


- Strongly Agree
- Agree
- Not sure
- Disagree
- Strongly Disagree

Description	Percentage
Strongly Agree	41.4
Agree	48.3
Not Sure	6.9
Disagree	3.4
Strongly Disagree	0.0
Total	100

6. Course contains sufficient numbers of optional papers with CBCS.

29 responses

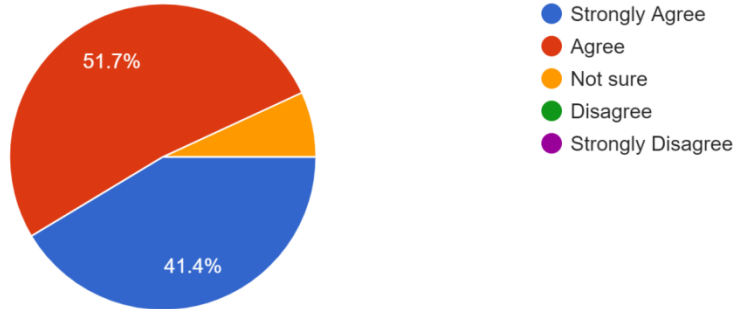


- Strongly Agree
- Agree
- Not sure
- Disagree
- Strongly Disagree

Description	Percentage
Strongly Agree	27.6
Agree	62.1
Not Sure	6.9
Disagree	0.0
Strongly Disagree	3.4
Total	100

7. Curriculum helps in developing students personality.

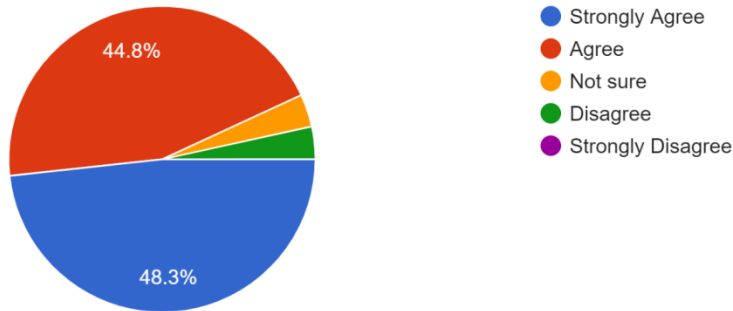
29 responses



Description	Percentage
Strongly Agree	41.4
Agree	51.7
Not Sure	6.9
Disagree	0.0
Strongly Disagree	0.0
Total	100

8. The outcome achieved from the course is excellent.

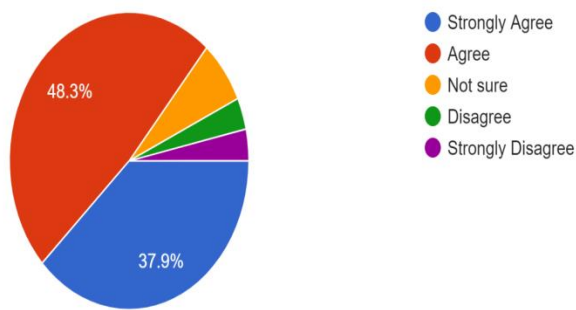
29 responses



Description	Percentage
Strongly Agree	48.3
Agree	44.8
Not Sure	3.4
Disagree	3.5
Strongly Disagree	0.0
Total	100

9. The Courses included into the programmes are relevant for current technology and situation.

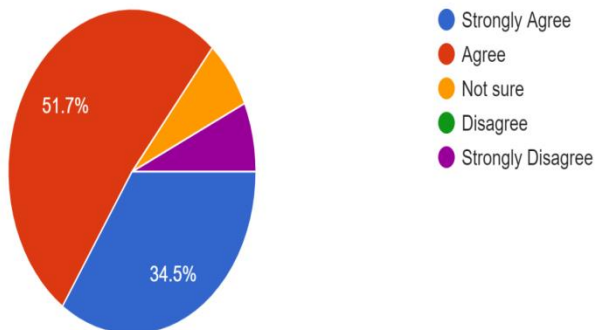
29 responses



Description	Percentage
Strongly Agree	37.9
Agree	48.3
Not Sure	6.9
Disagree	3.4
Strongly Disagree	3.5
Total	100

10. The ambience of the college for the effective delivery of the academic programme is good.

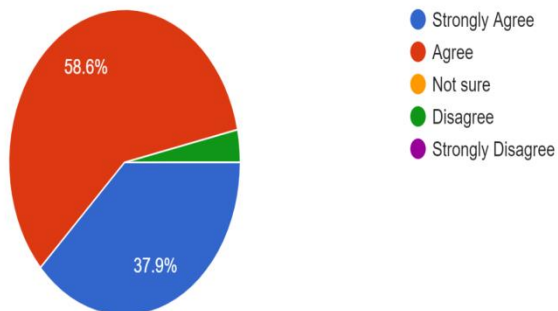
29 responses



Description	Percentage
Strongly Agree	34.5
Agree	51.7
Not Sure	6.9
Disagree	0.0
Strongly Disagree	6.9
Total	100

11. The transformation of myself after the completion of the course with reference to knowledge, skill value and attitude are excellent.

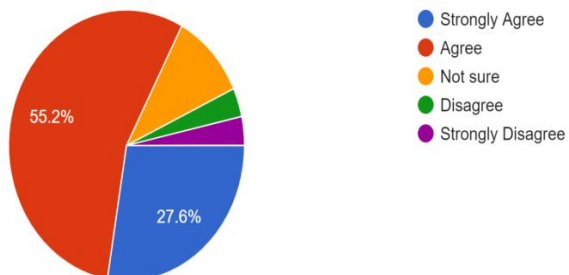
29 responses



Description	Percentage
Strongly Agree	37.9
Agree	58.6
Not Sure	0.0
Disagree	3.5
Strongly Disagree	0.0
Total	100

12. Courses in different semesters are designed in such a way that students are able to cope with the work load.

29 responses



Description	Percentage
Strongly Agree	27.6
Agree	55.2
Not Sure	10.4
Disagree	3.4
Strongly Disagree	3.4
Total	100